

Fast Start Guide for Cub Scout Leaders

The New Tiger Cub Den Leader

The New Cub Scout Den Leader

The New Webelos Den Leader

The New Cubmaster

The New Pack Committee Member

BOY SCOUTS  OF AMERICA

The New Tiger Cub Den Leader

Congratulations on becoming a Tiger Cub den leader. This position—in which you will directly influence the lives of boys and their adult partners—will be extremely rewarding for you.

This guide will help you understand and carry out your responsibilities as a Tiger Cub den leader. An experienced Cub Scout leader, such as your pack trainer, may be helping you with this Fast Start training. This person will be glad to answer your questions.

In this training, you will learn:

- How a den meeting is conducted
- How shared leadership gives each boy and adult partner an opportunity to lead
- How and when Tiger Cub dens meet
- How you and your den fit into the Cub Scout pack
- What Cub Scouting literature is used in planning a full year of Tiger Cub fun

The Tiger Cub Den Program

Tiger Cubs introduces boys and their adult partners to the excitement of Cub Scouting as they live the Tiger Cub motto: Search, Discover, Share. First grade (or 7-year-old) boys may join Tiger Cubs. Tiger Cub dens are composed of five to nine Tiger Cub-adult partner teams who come together weekly. The Tiger Cub den leader plans a year of activities, featuring the key to the Tiger Cub program—shared leadership.

Each boy-adult team hosts one or more months of Tiger Cub activities with the support of the Tiger Cub den leader. These activities include two den meetings, a Go See It activity (a den field trip), and a pack meeting each month. The Tiger Cub den leader coordinates the den's participation in the pack meeting. The den meetings are based on the monthly themes found in *Cub Scout Program Helps*.

Your First Den Meeting

Your first den meeting will be held at a time and place selected by you and the adult partner who is hosting this meeting. Den meetings last about one hour. These meetings are based on a monthly theme chosen by your pack. All Tiger Cub and Cub Scout dens follow the same theme, which is also featured at the monthly pack meeting. Most packs use the themes outlined in *Cub Scout Program Helps*. The following den meeting plan is based on the theme It's a Jungle of Fun:

Before the Meeting Starts

Meet with your host adult-Tiger Cub team for this month to make sure all equipment is ready. For this week, you will need a U.S. flag, beanbags, a pre-painted box for Hungry Hippo, and materials for making animal snouts. Put up a blank Code of Conduct poster, which the teams will help fill in at the meeting.

Gathering

The adult host leads the den in Hungry Hippo, using a cardboard box on which is painted the face of a hippo with a cut-out open mouth to play a beanbag toss game. This allows you time to collect dues and check boys' books for completed advancement requirements, then record them on the Tiger Cub Den Advancement Chart.

Opening

Recite the Tiger Cub Motto, "Search, Discover, Share."


Share

Ask Tiger Cubs to share which jungle animal they would like to be and why.

Fill in the Code of Conduct poster with help from all the Tiger-adult partner teams.

Discover

Plan an activity where the Tiger Cubs can learn about animals. If the Tiger Cubs will perform the opening ceremony at the pack meeting, they can make animal snouts to wear. You'll need construction paper, scissors, markers, elastic cord, and a stapler.



Working with his adult partner, each Tiger Cub makes an animal snout this way:

- Cut a circle approximately six to eight inches in diameter from construction paper, then cut the circle in half.
- Bend and shape the half-circle to form a cone-shaped snout and staple it in place.
- Punch holes in the sides of the snout, and connect with elastic cord.
- Adjust the length to fit the head, and tie the cord in place.
- Decorate by drawing on a mouth, teeth, nose, and other features with colored markers.

Search

Plan a Go See It activity, such as a visit to a zoo, with your den for later this month.

Closing

Say together the Cub Scout Promise:

I, (name), promise to do my best,
To do my duty to God and my country,
To help other people, and
To obey the Law of the Pack.

After the Meeting

This month's shared leadership team reviews the meeting and makes plans for next time. Congratulate them and yourself on completing your first well-planned, successful den meeting.

Steps to Success as a Tiger Cub Den Leader

1. Become acquainted with the resources available from the Boy Scouts of America. Here is a list of some resources we recommend. You might wish to borrow copies from your pack library or purchase your own at your local council service center or Scout shop.

- *Cub Scout Leader Book*
- *Cub Scout Leader Program Helps*
- *Cub Scout Leader How-To Book*

You will receive *Scouting* magazine six times a year as part of your registration. *Scouting* magazine includes *Cub Scout Program Helps* and other information to aid you as a leader. Ask your Cubmaster or another leader to share a copy with you until your subscription begins.

2. Study the responsibilities of a Tiger Cub den leader as listed in the *Cub Scout Leader Book*. You have made an important commitment, and this reference will explain what is expected.
3. Remember that the key to successful planning is KISMIF (Keep It Simple, Make It Fun). Use your den meeting planning sheet to create a written plan.

4. Share the responsibilities of the den with all Tiger Cub adult partners. This will help you and allow them to get the most out of their Scouting experience.
5. Get to know the boys in your den. Establishing a den Code of Conduct will help them know what is expected of them.
6. Meet with other leaders in your pack to keep informed of pack plans and activities for your den.
7. Obtain and begin wearing the leader's uniform as soon as possible. Wearing the uniform properly helps to set a good example for the boys.
8. Attend the next Cub Scout leader roundtable, a monthly meeting of adult leaders from packs in your area. You can get advice and great suggestions on themes and activities at the roundtable.
9. Take part in New Leader Essentials training and Tiger Cub Den Leader Specific Training as soon as possible. This will expand and add to the information you receive in Fast Start training. Every boy deserves trained and qualified leaders. Also plan to participate in Youth Protection Training.
10. Encourage the boys and their adult partners to participate in pack overnight campouts, as well as day camp and other activities conducted by your district and council.

The New Cub Scout Den Leader

Congratulations on becoming a Cub Scout den leader. This position—in which you will directly influence the lives of boys—will be extremely rewarding for you.

This guide will help you understand and carry out your responsibilities as a den leader for a Wolf or Bear Cub Scout den. An experienced Cub Scout leader, such as your pack trainer, may be helping you with this Fast Start training. This person will be glad to answer your questions.

In this training, you will learn:

- How a den meeting is conducted
- How and when Wolf and Bear Cub Scout dens meet
- How you and your den fit into the Cub Scout pack
- What Cub Scouting literature is used in planning a full year of Cub Scout fun

The Cub Scout Program

The Wolf Cub Scouts are boys who have completed first grade or are 8 years old. Bear Cub Scouts have completed second grade or are 9 years old. Cub Scout dens are composed of six to eight boys who meet together weekly, culminating with a monthly pack meeting. Another adult, the assistant den leader, and possibly a den chief, assist the Cub Scout den leader in planning and coordinating a full year of activities for the den. The den meetings are based on the monthly themes established by the pack and are usually the ones found in *Cub Scout Program Helps*. In Cub Scout dens the boys, their families, and the leaders work together, with an emphasis on home-centered and family activities.

Wolf and Bear Cub Scouts advance in rank by completing 12 achievements to earn either the Wolf badge (for second-grade boys) or the Bear badge (for third-grade boys). Parents play a key role in the advancement of their boys and are primarily responsible for signing off on completed requirements for the Wolf and Bear Cub Scout ranks.

Your First Den Meeting

Your first den meeting will be held at a time and place selected by you. Den meetings, which last about one hour, are held weekly. The den performs activities and conducts projects that assist the boys in rank advancement. The following sample den meeting plan is based on the theme *It's a Jungle of Fun*.

Before the Meeting Starts

The adult leaders and den chief prepare for the meeting. Bring the supplies and equipment you may need for the activities you plan to do. Put up a blank Code of Conduct poster, and have the Cub Scouts help fill it in during the meeting.

Gathering

Since the boys will not all arrive at the same time, the gathering activity is designed to get them involved as soon as they walk in. The den chief can lead the den in a game or activity that fits with the monthly theme. For the "It's a Jungle of Fun" theme, you could prepare a jungle obstacle course, which might include swinging across a "canyon" on a rope, climbing over sawhorses, crawling through a tunnel made of cardboard boxes, and walking along a narrow plank on the ground. This activity allows the leader time to collect dues and record attendance.

Opening

Recite the Cub Scout Promise:

I, (name), promise to do my best
To do my duty to God and my country,
To help other people,
And to obey the Law of the Pack

Business Items

Introduce the theme and explain the den's role at this month's pack meeting. Spend some time preparing your presentation. For the *It's a Jungle of Fun* theme, the den can prepare a skit for the pack meeting, using animal masks that they will be making as their activity.

Lead the boys in developing a Code of Conduct. Write down the rules on your blank Code of Conduct sheet. If they have not already been chosen, elect a denner and an assistant denner, two Cub Scouts in the den who will help the leaders with arrangements, cleanup, etc.


Activity

The den can work on a theme-related activity. For the theme *It's a Jungle of Fun*, the boys can create animal paper bag masks to wear when they perform their skit at the pack meeting.

Materials: One paper sack for each boy, plus a few spares in case of mistakes. Tape, glue, markers (or paint and brushes), scissors, construction paper or tissue paper.

Use a paper sack large enough to fit over the boy's head. Cut eyeholes in the front. Cut a nose shape as shown. Draw or paint on a mouth and tongue. Add paper ears. Glue on paper strips for whiskers. For a lion, make a mane by cutting tissue paper or construction paper into strips and glue or tape the strips around the outside edge of the bag.

This is also a good spot for a theme-related game, such as Tail Tally.



Materials: One 18-inch rope per boy, color-coded for each team; whistle.

One Cub Scout from each team is a "catcher." All the other boys have a "tail"—a length of rope with one end tucked into a back pocket. The catchers try to snatch as many tails as possible in a given time. A boy who loses his tail goes to a "pen" from which he can be released if the catcher from his team gives him a tail. When the leader blows the whistle ending the game, the teams return to their corners and count their tails, including those that their catcher has snatched.

Closing

Closing is a time for a quiet thought or a simple ceremony, such as the Living Circle.



Living Circle



Left-hand thumb grip

To form a Living Circle, Cub Scouts and leaders form a close circle, facing inward. All turn slightly to the right, and extend their left hands into the center of the circle. Each person then grasps the thumb of the person to his left, making a complete Living Circle of left hands. Right hands are extended straight up in the Cub Scout sign. Everyone repeats together:

"Ah-ke-la! We'll do our best."

The circle of left hands moves up and down in a pumping motion in time with the chant, and breaks apart at the word "best."

Or, instead of the chant, everyone could say together the Law of the Pack:

The Cub Scout follows Akela.
The Cub Scout helps the pack go.
The pack helps the Cub Scout grow.
The Cub Scout gives goodwill.

After the Meeting

Cleanup is quick with the help of your assistant leader and den chief. You may also ask the denner and assistant denner to help. Review plans for next week's meeting. Pass out assignments. Congratulate them and yourself for a successful, well-planned den meeting!

Steps to Success as a Cub Scout Den Leader

1. Become acquainted with the resources available from the Boy Scouts of America. Here is a list of some resources we recommend. You might wish to borrow copies from your pack library or purchase your own at your local council service center or Scout shop.

- *Cub Scout Leader Book*
- *Cub Scout Leader Program Helps*
- *Cub Scout Leader How-To Book*

You will receive *Scouting* magazine six times a year as part of your registration. *Scouting* magazine includes *Cub Scout Program Helps* and other information to aid you as a leader. Ask your Cubmaster or another leader to share a copy with you until your subscription begins.

2. Study the responsibilities of a Cub Scout den leader as listed in the *Cub Scout Leader Book*. You have made an important commitment, and this reference will explain what is expected.
3. Remember that the key to successful planning is KISMIF (Keep It Simple, Make It Fun). Use your den meeting planning sheet to create a written plan.
4. Share the responsibilities of the den with your assistant leaders and den chief. This will help you and allow them to get the most out of their Scouting experience.
5. Get to know the boys in your den. Establishing a den Code of Conduct will help them know what is expected of them.
6. Meet with other leaders in your pack to keep informed of pack plans and activities for your den.
7. Obtain and begin wearing the leader's uniform as soon as possible. Wearing the uniform properly helps to set a good example for the boys.
8. Attend the next Cub Scout leader roundtable, a monthly meeting of adult leaders from packs in your area. You can get advice and great suggestions on themes and activities at the roundtable.
9. Take part in New Leader Essentials training and Cub Scout Den Leader Specific Training as soon as possible. This will expand and add to the information you receive in Fast Start training. Also plan to participate in Youth Protection Training. Every boy deserves trained and qualified leaders.
10. Encourage the boys in your den, and their parents, to participate in pack overnight campouts, as well as day camp, resident camp, and other activities conducted by your district and council.

The New Webelos Den Leader

Congratulations on becoming a Webelos den leader. This position—in which you will directly influence the lives of boys—will be extremely rewarding for you.

This guide will help you understand and carry out your responsibilities as a Webelos den leader. An experienced Cub Scout leader, such as your pack trainer, may be helping you with this Fast Start training. This person will be glad to answer your questions.

In this training, you will learn:

- How a den meeting is conducted
- How den meetings build boys into a group whose members have fun while learning new skills
- How and when Webelos dens meet
- How you and your den fit into the Cub Scout pack
- What Cub Scouting literature is used in planning a full year of Webelos Scout fun

The Webelos Scout Program

The Webelos Scout program is for boys who have completed third grade or are 10 years old. It is a transitional program preparing the boys to be Boy Scouts. The emphasis begins to shift from home-centered activities to group-centered activities similar to those they will encounter in Boy Scouting.

Webelos Scouts are part of a Webelos den of 6 to 8 boys. The den meets weekly under the leadership of a Webelos den leader for a program built around one of the 20 Webelos activity badges. Another adult, the assistant Webelos den leader, and possibly a Webelos den chief, assist the Webelos den leader in planning and coordinating a full year of activities for the den. An activity badge counselor, an adult who helps with a specific activity badge, may also support the leaders. The den leader passes the Webelos Scouts on their requirements. Parents play a less active, more supportive with Webelos Scout advancement than they do with that of Cub Scouts.

In Webelos Scouting, the outdoor world opens up. With their parents, the Webelos Scouts are able to camp with their den. They may also participate in pack overnights, as well as day camp, resident camp, and other district and council activities.

Your First Den Meeting

Your first den meeting will be held at a time and place selected by you. Den meetings last about one hour and are held weekly. Most meetings are based around an activity badge or rank advancement found in the *Webelos Scout Book* and the *Webelos Leader Guide*. The following meeting plan is based on the *Outdoorsman* activity badge.

Before the Meeting Starts

The adult leaders, activity badge counselor, and Webelos den chief prepare for the meeting. Bring the supplies and equipment you may need for the activity badge you plan to work on. If this is your first meeting with a new den, put up a blank Code of Conduct poster.

Gathering

Since the boys will not all arrive at the same time, the Gathering activity is designed to get them involved as soon as they walk in. The den chief can lead the den in a game or activity that fits with the activity badge. For *Outdoorsman*, this might be learning and practicing tying knots, and using them in a game. This allows you time to collect dues and take attendance.

Opening

Recite the Scout Oath or Scout Law, or the Cub Scout Promise or Pledge of Allegiance. Use of the Scout Oath and Law help prepare the Webelos Scouts to become Boy Scouts, and are part of the requirements to earn the Webelos Badge and the Arrow of Light Award.

The Scout Oath

On my honor, I will do my best,
To do my duty to God and my country,
And to obey the Scout Law;
To help other people at all times,
To keep myself physically strong, mentally awake,
and morally straight.

The Scout Law

A Scout is:

Trustworthy	Obedient
Loyal	Cheerful
Helpful	Thrifty
Friendly	Brave
Courteous	Clean
Kind	Reverent

Activity Badge Fun

Discuss the activity badge(s) for the month. Introduce the activity badge counselor, an adult who has knowledge or experience for the activity badge. The counselor can lead the boys in activities designed to help them learn about and earn the activity badge.



For the *Outdoorsman* activity badge, the Webelos Scouts can learn how to pitch a tent, then get some practice by dividing into two groups and competing to see which group can correctly set up their tent in the shortest time. This will help them earn the activity badge, and also prepares them for the Webelos overnight campout later in the month. It can also lead into the next part of the den meeting.

The Webelos Scout dens display or demonstrate their activity badge work at the monthly pack meeting. Spend some time preparing your presentation. If they are working on the Outdoorsman activity badge, they can prepare to do a demonstration of tent-pitching at the pack meeting.

Lead the boys in developing a Code of Conduct. Write down the rules on your blank Code of Conduct poster. If they have not already been chosen, elect a denner and an assistant denner, two Webelos Scouts who can begin to assume some leadership responsibilities in the den.

Closing

Closing is a time for a quiet thought or a simple ceremony. Have the boys form a circle and close with the Scout Benediction:

And now, may the Great Master of all Scouts

Be with us 'til we meet again.

Or they can recite the Scout Oath, Cub Scout Promise, or Scout Law, if not done earlier in the meeting.

After the Meeting

Cleanup is quick with the help of your assistant leaders and den chief. You may also ask the denner and assistant denner to help. Review plans for next week's meeting. Pass out assignments. Congratulate them and yourself for a successful, well-planned den meeting!

Steps to Success as a New Webelos Den Leader

1. Become acquainted with the resources available from the Boy Scouts of America. Here is a list of some resources we recommend. You might wish to borrow copies from your pack library or purchase your own at your local council service center or Scout shop.

- *Cub Scout Leader Book*
- *Webelos Leader Guide*
- *Cub Scout Leader How-To Book*

You will receive *Scouting* magazine six times a year as part of your registration. *Scouting* magazine includes *Cub Scout Program Helps* and other information to aid you as a leader. Ask your Cubmaster or another leader to share a copy with you until your subscription begins.

2. Study the responsibilities of a Webelos den leader as listed in the *Cub Scout Leader Book*. You have made an important commitment and these will explain what is expected.
3. Remember that the key to a successful planning is KISMIF (Keep It Simple, Make It Fun). Use your den meeting planning sheet to create a written plan.
4. Share the responsibilities of the den with your assistant leaders and den chief. This will help you and allow them to get the most out of their Scouting experience.
5. Get to know the boys in your den. Establishing a den Code of Conduct will help them know what is expected of them.
6. Meet with other leaders in your pack to keep informed of pack plans and activities for your den.
7. Obtain and begin wearing the leader's uniform as soon as possible. Wearing the uniform properly helps to set a good example for the boys.
8. Attend the next Cub Scout leader roundtable, a monthly meeting of adult leaders from packs in your area. You can get advice and great suggestions on activity badges and outdoor events at the roundtable.
9. Take part in New Leader Essentials training and Webelos Den Leader Specific training as soon as possible. This will expand and add to the information you receive in Fast Start training. Also plan to participate in Youth Protection Training. Every boy deserves trained and qualified leaders.
10. Encourage your Webelos Scouts to participate in camping experiences by planning and conducting several Webelos den overnights with parents. They should also be encouraged to participate in pack overnight campouts, as well as day camp, resident camp, and other activities conducted by your district and council.

The New Cubmaster

Congratulations on becoming a Cubmaster. This position—in which you will influence the lives of boys—will be extremely rewarding for you and the boys in your pack.

This guide will help you understand and carry out your responsibilities as a Cubmaster. An experienced Cub Scout leader, such as your pack trainer, may be helping you with this Fast Start training. This person will be glad to answer your questions.

In this training, you will learn:

- How a pack meeting is conducted
- The purpose of pack meetings
- How and when Cub Scout packs meet
- How the dens fit into the Cub Scout pack
- What Cub Scouting literature is available to you in planning a full year of Cub Scout fun

The Cub Scout Program

The purpose of the Cub Scout program is to provide boys an effective educational program designed to build desirable qualities of moral strength and character, to develop fitness, and to train in the responsibilities of active citizenship. Cub Scouting is for boys who are in the first through the fifth grade (or 7 through 10 years old).

There are three grade-based (or age-based) phases of Cub Scouting within a Cub Scout pack, and boys in each phase are organized into small groups called dens. Each den is under the leadership of an adult den leader. Tiger Cub dens are made up of boys in the first grade (or age 7) and their adult partners. Wolf and Bear Cub Scout dens are for boys who are in the second and third grades (or ages 8 and 9), while Webelos dens are for fourth and fifth grade boys (or age 10). Dens hold meetings or activities once a week.

All of the dens, along with their families, meet together each month at the pack meeting. This meeting, led by the Cubmaster with the support of other leaders, provides an opportunity for each den to showcase what they have been doing in den meetings, as well as recognition for advancement for the boys.

This Fast Start material will help you conduct your first pack meeting and let you know where you can get further help.

Your First Pack Meeting

The Cubmaster, with the pack committee, plans and conducts a pack meeting (or special pack activity) each month that is enjoyed by Cub Scout families and provides an opportunity for recognition of boys' accomplishments.

Monthly pack meetings are usually held at a location provided by the chartered organization. The pack committee sets the meeting day and time. To prevent confusion, it should be held the same time and place each month. Pack meetings are led by the Cubmaster and last about an hour and a half. All dens and their families attend pack meetings.

Pack meetings are built around a monthly theme chosen by the pack committee. All Tiger Cub and Cub Scout dens in the pack follow the same monthly theme for their den meetings, while the Webelos den meetings concentrate on one of the Webelos activity badges. Most packs use the themes outlined in *Cub Scout Program Helps*, which contains suggested pack meeting agendas, including ceremonies, games, songs, and activities. The sample theme used here is *It's a Jungle of Fun*.

Plans for the pack meeting are made at the monthly pack leader meeting, usually held two to three weeks before the pack meeting. Responsibilities for the following month are assigned to the dens at that time. The pack leaders finalize plans for the upcoming pack meeting and develop plans for next month's pack meeting. Use the Pack Meeting Planning Sheet in the *Cub Scout Leader Book* to develop a complete agenda for each pack meeting.

Before the Meeting

When setting up the meeting, be sure the following details are given special attention. Do not do everything yourself—delegate. Determine in advance who will do what and how each task will be done.

Room Arrangements

- Unlock doors.
- Turn on lights.
- Open restrooms.
- Turn on heating or ventilation.
- Set up chairs in den sections and mark who sits where.
- Properly display U.S. and pack flags.
- Set up tables for den exhibits and mark with den numbers.
- Set up table for advancement recognition.

Materials and Equipment

- Make sure advancement badges and other awards are ready.
- Check on props and equipment for ceremonies, games and the pre-opening activity.

Other Things to Consider

- Plan and set up the theme props, and equipment, decorations, etc.
- Coordinate den acts and presentations, including the Webelos den.
- Consider providing refreshments from pack funds or selling refreshments.

The Gathering Period

Greeters. Use one of the dens to greet people as they arrive and direct them to the exhibit area to set up what they have brought to share. Hand out information on the gathering activity, if required for the theme, *It's a Jungle of Fun*, hand out an answer sheet for the Hidden Jungle Game to each person as they enter.

Den Exhibits. As families arrive they can tour the exhibits the dens have set up.

Activity. Conduct a gathering activity, such as a game. For the *It's a Jungle of Fun* theme, it might be *Mowgli Tag* for the boys:

One player, designated as *Mowgli*, sits in the center of the playing area; a second player, *Bagheera*, guards him. The rest of the players are *Shere Khan*, the tiger, and scatter around the playing area. They try to tag *Mowgli* without being tagged by *Bagheera*. If *Bagheera* tags them, they are out of the game until the next round. Anyone who tags *Mowgli* without being tagged becomes *Bagheera* and *Bagheera* becomes *Mowgli*, starting a new round.

For a game that involves both adults and children, try the Hidden Jungle game. Decorate the room with paper trees, vines, and brush. On the

branches, place pictures of jungle animals and birds (or stuffed or plastic representations), insects, and flowers. Label each with its name. As families arrive, give each person a numbered sheet. Tell them to move around the room, find the pictures or objects, and enter the names of the "hidden" objects on the sheet.

The Main Part of the Meeting

Opening Ceremony. The assigned den performs an appropriate opening ceremony. For instance, the Tigers in the Jungle ceremony fits the jungle theme.

DEN LEADER (wearing a safari hat): Here I am in this wonderful jungle. I'm looking for cubs.

BOY: What kind of cub?

DEN LEADER: Oh ... well, I'll know 'em when I see 'em.

BOY: Is it a lion cub? (Two boys in lion masks enter and roar, then exit.)

DEN LEADER: No, it's not a lion cub.

BOY: Is it a bear cub? (Two boys in bear masks enter and growl, then exit.)

DEN LEADER: No, it's not a bear cub.

BOY: Is it a wolf cub? (Two boys in wolf masks enter and howl, then exit.)

DEN LEADER: No, it's not a wolf cub.

BOY: Well, then, what other type of cub is there?

DEN LEADER (pointing to Tiger Cub dens): There they are! Tiger Cubs! Now that they're found and we're all together, please join me in saying the Pledge of Allegiance.

This could be followed by a Tiger Cub leading the Prayer for Jungle Animals:

We give thanks for the animals in the jungle
and pray that we help keep them safe. Amen.

Other ceremonies can be found in *Cub Scout Ceremonies for Dens and Packs*.

Welcome and Introductions. The Cubmaster welcomes the Cub Scouts and families and introduces any special guests. In keeping with the theme *It's a Jungle of Fun*, the Cubmaster can enter wearing "safari gear" and announce, "The jungle is alive with fun tonight!"

If the gathering activity was the Hidden Jungle game, give the answers. To recognize those who got the most answers, have everyone do the Monkey Applause. (While semi-squatting, raise your left hand to the ribs under the left armpit, and the right hand to the ribs under the right armpit. Make scratching motions while hopping up and down and yelling "Eek! Eek!")

Den Demonstrations: Tiger Cub and Cub Scout dens contribute to the pack meeting by performing skits or songs related to the theme. Webelos dens present demonstrations related to their activity badges for the month. Use the Pack Meeting Planning Sheet (*Cub Scout Leader Book*) to vary the order of the types of contributions. Recognize each den with an applause stunt or cheer.

Song: Have your song leader lead a theme-related or other type of song, such as "Tiger Cubs Are Great." The tune is "John Brown's Body."

We like monkeys, elephants, and snakes,
We like monkeys, elephants, and snakes,
We like monkeys, elephants, and snakes,
That's why we say that Tiger Cubs are great!

Recognition: Present awards and badges to the boys who have earned them with an appropriate advancement ceremony. The Jungle Delivery advancement ceremony is a good theme-related ceremony. Prepare the following props.

Tiger Cub: Attach advancements to a palm tree that has a paper snake wrapped around it.

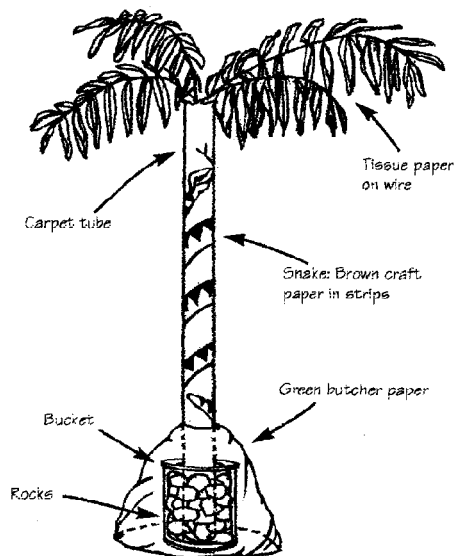
Bobcat: Attach awards to bananas that are used for decorations.

Wolf: Attach advancements to the backs of pictures of animals used in the Gathering.

Bear: Place awards inside a Cub Scout cap and place the cap on a large bear picture.

Webelos: Two leaders carry in a large box suspended from two long poles.

As each rank is awarded, call parents forward with their boys and make brief remarks on the steps boys took to achieve that rank.



CUBMASTER: This has been a month of great strides for all members of the pack. And I see that Kaa, friend of Mowgli, is here to deliver something. (Reach into the tree and remove the Tiger Cub badges. Present the badges.)

The jungle is plentiful tonight, bringing forth food and recognition. Let's see what these bananas have for us. (Award Bobcat badges.)

The wildlife of the jungle brings forth other recognitions. (Award Wolf badges.)

And, over here, Baloo, teacher of the Law of the Pack, has something for us to see. (Award Bear badges.)

And what is this coming through our midst? (Webelos leaders enter and award Webelos activity badges and rank badges.)

Another type of ceremony may be selected from *Cub Scout Ceremonies for Dens and Packs*.

After the ceremony, lead the Jungle Cheer: Divide the audience into groups. Each group gives their cheer, and then all join together.

Tiger Cubs: ROAR!
Wolf Cub Scouts: H-a-a-o-w-w-w-l-l-l!
Bear Cub Scouts: GRRROWL!
Webelos Scouts (panthers): ROAR!
Moms (hawks): SCCRREEECH!
Dads (monkeys): Eeek! Eeek!
Sisters and brothers (snakes): HISSssssssssssssss

If appropriate, conduct induction ceremonies for new Tiger Cubs, Cub Scouts, or Webelos Scouts, and a graduation ceremony for boys moving from Webelos Scouts to Boy Scouts.

Announcements: The best way to handle announcements is to print fliers with important information and hand them out to parents at the end of the pack meeting. Let them read the information at home, and save it. Keep the pack meeting for fun and recognition.

Closing: The Cubmaster may deliver a Cubmaster's minute emphasizing a core value of Cub Scouting. Light in the Jungle is an appropriate one for the jungle theme:

Preparation: The Cubmaster and den leaders have flashlights. Room lights are dimmed.

CUBMASTER: Being in the jungle by yourself can be dark and lonely. When you don't show respect for others, it's like that jungle. I hope that through this month's theme you have learned to respect others and what they believe. Respect is like the light from a flashlight. (Cubmaster turns on flashlight.) At first, the light is small, but as I touch each of these other lights and they are turned on (Cubmaster does so), the light is much greater for all of us. In the same way, we can light up our world by showing respect for others and their beliefs. Please join in our pledge to do that by repeating together the Law of the Pack.

The Cub Scout follows Akela.
The Cub Scout helps the pack go.
The pack helps the Cub Scout grow.
The Cub Scout gives goodwill.

A den may be responsible for conducting a closing ceremony such as a theme-related ceremony from the *Cub Scout Program Helps*. A ceremony from *Cub Scout Ceremonies for Dens and Packs* may also be used. Dismiss the meeting.

After the Meeting: The cleanup committee and assigned dens handle cleaning up and putting the room back in order. The meeting room should be as clean as when you came in.

Review the meeting: How did it go? What went well? What needed improvement? Congratulate those who helped and yourself on having a well-planned first pack meeting.

Steps to Success as a Cubmaster

1. Become acquainted with the resources available from the Boy Scouts of America. Here is a list of some resources we recommend. You might wish to borrow copies from your pack library or purchase your own at your local council service center or Scout shop:

- *Cub Scout Leader Book*
- *Cub Scout Leader Program Helps*
- *Cub Scout Leader How-To Book*

You will receive *Scouting* magazine six times a year as a part of your registration. *Scouting* magazine includes *Cub Scout Program Helps* and other information to aid you as a leader. Ask your unit commissioner or pack trainer to share a copy with you until your subscription begins.

2. Study the responsibilities of a Cubmaster as listed in the *Cub Scout Leader Book*. You have made an important commitment, and this will explain what is expected of you.
3. Become acquainted with the other leaders in your pack. You will need their help in carrying out a successful pack program. You will be working closely with assistant Cubmasters, as well as the pack committee chairman, pack trainer, and other members of the pack committee.
4. Meet your unit commissioner. The commissioner is a friend to your pack and will be glad to answer questions and help in other ways to make your program successful.
5. Attend the monthly leaders' meetings held by your pack. You and the pack committee chairman share the responsibility of running these meetings. With the help of the pack committee, plan your pack meetings. *Cub Scout Program Helps* contains a suggested pack meeting outline. Remember: KISMIF (Keep It Simple, Make It Fun.)
6. Plan to attend the monthly Cub Scout leader roundtable in your district. You will gain many good program ideas on the upcoming monthly themes and help on pack administration. You will meet Cubmasters from other packs who will share ideas and experiences with you. (Your unit commissioner can tell you when and where the roundtable is held.)
7. Take part in New Leader Essentials training and Cubmaster Specific Training as soon as possible. This will expand and add to the information you receive in Fast Start training. Also plan to participate in Youth Protection Training. Every boy deserves trained and qualified leaders.
8. Obtain and begin wearing the Cubmaster's uniform as soon as possible. It is attractive, comfortable, and suitable for all Cub Scout meetings and activities. Wearing the uniform properly is important in setting a good example for the boys. Your unit commissioner or leaders in your pack can tell you where to get your uniform.
9. As soon as possible, establish a working relationship with a neighborhood Boy Scout troop and Scoutmaster. You will need their help in obtaining den chiefs and in graduating Webelos Scouts into Boy Scouting.
10. Guide pack leadership in planning and conducting pack overnight campouts. Encourage boys and parents to participate in them, as well as day camp, resident camp, and other activities conducted by your district and council.

Completing these steps will help you through your first few weeks of leadership. You are now on your way to becoming an informed and successful Cubmaster. Do not hesitate to ask for help. There are many people who want to assist you in providing the finest possible Cub Scout experience for the boys in your pack. Thank you for volunteering. You will make a difference in the lives of boys.

The New Pack Committee Member

Congratulations on becoming a pack committee member. This position can be extremely rewarding for you once you have gained the knowledge to perform your task well.

This guide will help you understand and carry out your responsibilities as a member of the pack committee. An experienced Cub Scout leader, such as your pack committee chairman or pack trainer, may be helping you with this Fast Start training. This person will be glad to answer your questions.

In this training, you will learn:

- Who the pack committee members are and how they were selected
- The various responsibilities of the members on the pack committee
- When and where the pack committee meets, and your role at the monthly pack leaders' meeting
- What resources are available for developing pack programs
- The importance of participating in Basic Leader Training

Members of the Pack Committee

Members of the pack committee are selected by the pack's chartered organization.

One committee member is appointed by the chartered organization to be the pack committee chairman.

Although the Cubmaster, the den leaders, and their assistants are not members of the pack committee, they attend the monthly pack leaders' meetings and participate in planning activities.

Here is a brief overview of the various positions on the pack committee. For a more complete description of each position, see the Leaders chapter in the *Cub Scout Leader Book*.

Pack Committee Chairman

1. Reports to the chartered organization
2. Leads the monthly pack leaders' meetings and the annual pack program planning conference
3. Guides the selection of new leaders
4. Assigns responsibilities to the committee members

Pack Secretary

1. Keeps informed about program literature to help new leaders know what resources are available
2. Maintains membership, advancement, and attendance records in the *Pack Record Book* or similar records
3. Handles pack correspondence
4. Keeps records of meetings

Pack Treasurer

1. Maintains a bank account for the pack funds, where two pack leaders must sign all checks
2. Collects dues from den leaders
3. Keeps pack financial records
4. Prepares an annual pack budget
5. Guides the pack in conducting money-earning projects

Advancement Member

1. Understands the Tiger Cub, Cub Scout, and Webelos Scout advancement programs and how boys advance
2. Works with the den leaders to be sure that advancement takes place
3. Receives from the den leaders the advancements to be recognized at each month's pack meeting
4. Obtains the badges and other recognitions and arranges for presentation at the pack meeting

Pack Trainer

1. Orients parents of new pack members
2. Delivers Fast Start training to new leaders in the pack
3. Delivers Basic Leader Training, including New Leader Essentials and specific training for Cub Scout leader positions
4. Encourages all leaders to participate in training
5. Keeps pack training records

Public Relations Member

1. Publicizes and promotes pack activities
2. Urges pack participation in events of the chartered organization, such as Scout Sunday or Scout Sabbath
3. Encourage pack service projects
4. Prepares a pack newsletter with schedules and activity details

Outings Member

1. Helps the Cubmaster plan and conduct outdoor pack activities
2. Arranges for tour permits when required
3. Arranges transportation for pack activities
4. Helps Webelos den leaders plan outdoor den activities, such as overnight campouts
5. Ensures that BSA health and safety requirements are met
6. Makes sure that at least one adult has completed BALOO training before conducting pack campouts

Your pack may have other committee members, such as a membership and relationships member, and a Friends of Scouting member.

Steps to Success as a Committee Member

1. Become acquainted with the resources available from the Boy Scouts of America. Here is a list of some resources we recommend. You might wish to borrow copies from your pack library or purchase your own at your local council service center or Scout shop.

- *Cub Scout Leader Book*
- *Cub Scout Program Helps*

You will receive *Scouting* magazine six times a year as part of your registration. *Scouting* magazine has lots of information to aid you as a committee member.

2. Study the responsibilities of your position on the pack committee as listed in the *Cub Scout Leader Book*. You have made an important commitment, and this will explain what is expected of you.
3. Attend the monthly leaders' meetings held by your pack. You are a vital part of this committee and the decisions made at these meetings.

4. Remember that the key to successful planning is KISMIF (Keep It Simple, Make It Fun). Always create a written plan.
5. Share the responsibilities of your committee. This will help you and others get the most out of this Scouting experience.
6. Meet with the leaders in your pack to keep informed of pack plans and activities.
7. Take part in New Leader Essentials training and Pack Committee Specific training as soon as possible. This will expand and add to the information you receive in Fast Start training. Also plan to participate in Youth Protection Training. Every boy deserves trained and qualified leaders.

Completing these steps will help you through your first few weeks of leadership. You are now on your way to becoming an informed and successful pack committee member. Do not hesitate to ask for help. There are many people who want to assist you in being a success in your role on the pack committee. Thank you for volunteering. You will make a difference in the lives of boys.