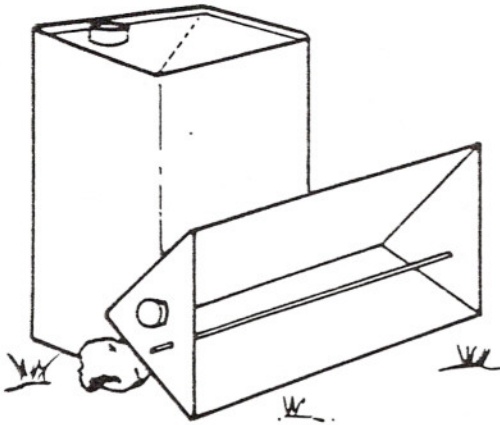


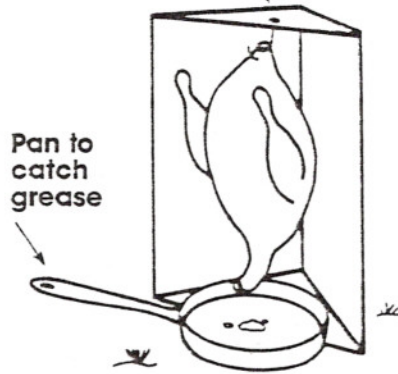
## Tin Can Cookery



**TWO-WAY REFLECTOR**

Nail Hook


Pan to catch grease



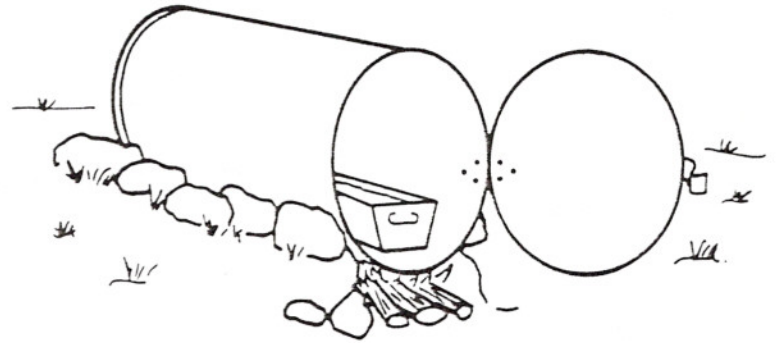
**BUCKET STOVE**

This bucket stove is so efficient that you only need small kindling wood and pencil-size sticks.

## SUPER-DUPER OVEN

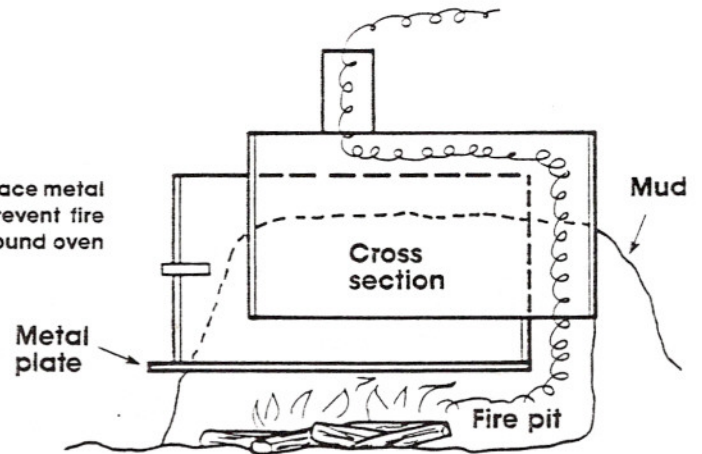


Made from two 5-gallon oil cans with a tin can chimney.

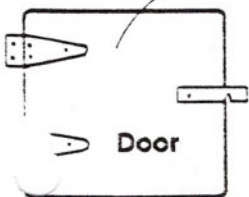


**CIRCULAR TIN CAN OVEN WITH HINGED LID**

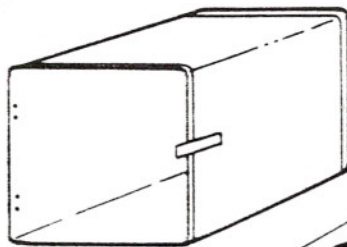
Works best if fire pit is dug into small bank. Place metal plate over pit and place oven on top to prevent fire from direct contact with oven. Pack mud around oven to make air tight.



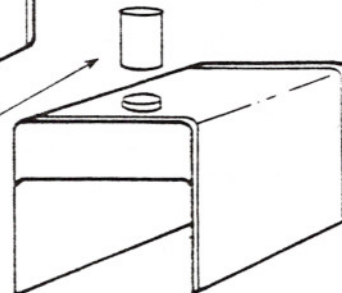
Rivet hinges



Door



Tin can chimney fits over lip on top of outer shell



Top surface can be used for cooking.